

**FMG IRAQ FUND LTD.**

(formerly FMG Special Opportunity Fund Ltd.)

**Annual Report and Audited Non-Statutory Financial Statements**

For the year ended March 31, 2012

## Contents

---

	Pages
DIRECTORS, OFFICERS AND OTHER INFORMATION	1
COMPARATIVE TABLE	2
DIRECTORS' REPORT	3
DIRECTORS' RESPONSIBILITY FOR THE FINANCIAL STATEMENTS	4
STATEMENT OF FINANCIAL POSITION	5
STATEMENT OF COMPREHENSIVE INCOME	6
STATEMENT OF CHANGES IN NET ASSETS	7
STATEMENT OF CASH FLOWS	8
NOTES TO THE FINANCIAL STATEMENTS	9
1. Reporting entity	9
2. Basis of preparation	9
3. Summary of significant accounting policies	10
4. Classification and fair values of financial assets and liabilities	15
5. Receivables	15
6. Accounts payable and accrued expenses	15
7. Net asset value	16
8. Load fees	16
9. Custodian fees	16
10. Taxation	16
11. Share capital	17
12. Related party transactions	20
13. Fair values of financial assets and financial liabilities	21
14. Financial risks management	23
15. Disclosures for the first-time adoption of IFRS	29
INDEPENDENT AUDITOR'S REPORT	31

**FMG IRAQ FUND LTD. (formerly FMG Special Opportunity Fund Ltd.)**

**Directors, Officers and Other Information**

---

**Directors:**

Mr. Peter Hughes  
Mr. James Keyes  
Mr. William Woods

**Investment Manager:**

FMG Fund Managers Bermuda Ltd,  
3 Burnaby Street,  
1st Floor T.J. Pearman Building,  
Hamilton HM12,  
Bermuda.

**Company secretary:**

Ms. Sharon Ward

**Registered office:**

3 Burnaby Street,  
T.J. Pearman Building,  
Hamilton HM12,  
Bermuda.

**Administrator, registrar and transfer agent:**

Apex Fund Services Ltd,  
3 Burnaby Street,  
1st Floor T.J. Pearman Building,  
Hamilton HM12,  
Bermuda.

**Custodian / Bankers:**

Credit Suisse AG,  
Paradeplatz 8,  
8001 Zurich,  
Switzerland.

**Legal advisers:**

Appleby,  
Canon's Court,  
22 Victoria Street,  
Hamilton HM EX,  
Bermuda.

**Auditor:**

Deloitte Audit Limited,  
Deloitte Place,  
Mriehel Bypass,  
Mriehel,  
Malta.

FMG IRAQ FUND LTD. (formerly FMG Special Opportunity Fund Ltd.)

Comparative table

	As at 31 March 2012			As at 31 March 2011		
	NAV per unit	Units in circulation	Total NAV	NAV per unit	Units in Circulation (Restated)	Total NAV (Restated)
FMG Iraq Fund Class A (USD)	63.76	26,791	1,708,261	75.83	29,998	2,274,789
FMG Iraq Fund Class A09 (USD)	71.86	7,147	513,566	85.43	6,045	516,393
FMG Iraq Fund Class A10 (USD)	99.70	65,285	6,508,853	119.92	27,918	3,348,062
FMG Iraq Fund Class B (USD)	7.35	263,396	1,935,802	8.69	293,625	2,552,158
FMG Iraq Fund Class B09 (USD)	-	-	-	-	-	-
FMG Iraq Fund Class B10 (USD)	10.37	593,020	6,152,294	12.34	185,904	2,294,821
FMG Iraq Fund Class A (EUR)	-	-	-	32.22	1,892	60,939
FMG Iraq Fund Class A09 (EUR)	-	-	-	89.54	838	75,073
FMG Iraq Fund Class A (GBP)	-	-	-	30.64	170	5,222
FMG Iraq Fund Class A09 (GBP)	-	-	-	94.95	270	25,657
FMG Iraq Fund Class A11 (GBP)	80.42	906	72,884	-	-	-
FMG Iraq Fund Class B11 (CHF)	8.32	86,882	722,931	-	-	-

	As at 31 March 2010		
	NAV per unit	Units in Circulation (Restated)	Total NAV (Restated)
FMG Iraq Fund Class A (USD)	61.08	43,711	2,674,349
FMG Iraq Fund Class A09 (USD)	68.87	2,583	177,893
FMG Iraq Fund Class A10 (USD)	-	-	-
FMG Iraq Fund Class B (USD)	6.96	551,313	3,839,768
FMG Iraq Fund Class B09 (USD)	6.98	10,361	72,282
FMG Iraq Fund Class B10 (USD)	-	-	-
FMG Iraq Fund Class A (EUR)	26.61	4,419	117,582
FMG Iraq Fund Class A09 (EUR)	73.97	614	45,390
FMG Iraq Fund Class A (GBP)	24.97	53	1,319
FMG Iraq Fund Class A09 (GBP)	77.51	643	49,783
FMG Iraq Fund Class A11 (GBP)	-	-	-
FMG Iraq Fund Class B11 (CHF)	-	-	-

**FMG IRAQ FUND LTD. (formerly FMG Special Opportunity Fund Ltd.)**

**Directors' Report**

For the Year Ended 31 March 2012

---

The directors present the annual report and the audited non-statutory financial statements of FMG Iraq Fund Ltd (formerly FMG Special Opportunity Fund Ltd.) ('the Company' or 'the Fund') for the year ended 31 March 2012. The company changed its name from FMG Special Opportunity Fund Ltd. to FMG Iraq Fund Ltd. on 27 June 2011.

**Principal activities**

The Company is an open-ended investment Fund, incorporated in Bermuda empowered by its bye-laws to issue, redeem and reissue its own shares at prices based on their net asset value.

The principle strategy of the Fund is to invest in equities and other open or closed-ended investment companies and managed accounts managed by fund managers, primarily in emerging or frontier markets such as Iraq.

**Performance review and financial position**

During the current year the Fund generated a loss amounting to \$3,405,847 (2011 – income of \$1,636,746). Shareholders' funds as at 31 March 2012 amounted to \$17,736,341 (2011 - \$11,228,548; 2010 - 7,062,011).

These financial statements represent the first annual financial statements of the Fund prepared in accordance with International Financial Reporting Standards ('IFRS'), as issued by the IASB. The Fund adopted IFRS in accordance with IFRS 1, First-time adoption of International Financial Reporting Standards. The first date at which IFRS was applied was April 1, 2010.

**Directors**

The directors who served during the period were:

Mr. Peter Hughes  
Mr. William Woods  
Mr. James Keyes

In accordance with the Fund's articles of association the directors are to remain in office.


**Auditors**

A resolution to reappoint Deloitte Audit Limited as auditor of the Fund will be proposed at the forthcoming annual general meeting.

Approved by the board of directors and signed on its behalf on 17 January 2013.



Mr. Peter Hughes  
Director



Mr. James Keyes  
Director

**FMG IRAQ FUND LTD. (formerly FMG Special Opportunity Fund Ltd.)**

**Directors' Responsibility for the Financial Statements**

For the Year Ended 31 March 2012

---

The directors acknowledge their responsibility to prepare financial statements in accordance with International Financial Reporting Standards which give a true and fair view of the state of affairs of the company at the end of each financial year and of the profit or loss of the company for the year then ended. In preparing the financial statements, the directors should:

- select suitable accounting policies and apply them consistently;
- make judgments and estimates that are reasonable; and
- prepare the financial statements on a going concern basis, unless it is inappropriate to presume that the company will continue in business as a going concern.

The directors are responsible for ensuring that proper accounting records are kept which disclose with reasonable accuracy at any time the financial position of the company. This responsibility includes designing, implementing and maintaining such internal control as the directors determine is necessary to enable the preparation of financial statements that are free from material misstatement, whether due to fraud or error. The directors are also responsible for safeguarding the assets of the company, and hence for taking reasonable steps for the prevention and detection of fraud and other irregularities.

**FMG IRAQ FUND LTD. (formerly FMG Special Opportunity Fund Ltd.)**


Statement of Financial Position


March 31, 2012

(Expressed in United States Dollars)

	Notes	<u>2012</u>	<u>2011</u> (Restated)	<u>2010</u> (Restated)
<b>Assets</b>				
Financial assets at fair value through profit or loss	4	17,299,415	10,437,532	2,959,087
Receivables	5	-	-	796,707
Prepayments		5,573	7,558	2,498
Cash and cash equivalents		<u>734,944</u>	<u>1,508,761</u>	<u>3,422,373</u>
<b>Total assets</b>		<u>18,039,932</u>	<u>11,953,851</u>	<u>7,180,665</u>
<b>Liabilities</b>				
Financial liabilities at fair value through profit or loss	4	-	687	2,193
Subscriptions received in advance		143,878	531,946	37,509
Accounts payable and accrued expenses	6	159,713	192,670	78,952
<b>Total liabilities</b>		<u>303,591</u>	<u>725,303</u>	<u>118,654</u>
<b>Net assets attributable to redeemable preference shares</b>		<u>\$ 17,736,341</u>	<u>\$ 11,228,548</u>	<u>\$ 7,062,011</u>

These financial statements were approved by the board of directors, authorised for issue on 17 January 2013 and signed on its behalf by:

  
 \_\_\_\_\_  
 Director  
 Mr Peter Hughes

  
 \_\_\_\_\_  
 Director  
 Mr James Keyes

The notes on pages 9 to 30 form an integral part of the financial statements.

**FMG IRAQ FUND LTD. (formerly FMG Special Opportunity Fund Ltd.)**

## Statement of Comprehensive Income

Year Ended March 31, 2012

*(Expressed in United States Dollars)*

	Notes	<u>2012</u>	<u>2011</u>
<b>Investment (loss)/income</b>			
Net (loss)/gain on investments		(2,874,052)	2,048,843
Interest income		3,111	-
Rebate income		-	636
<b>Total investment (loss)/ gain</b>		<u>(2,870,941)</u>	<u>2,049,479</u>
<b>Operating expenses</b>			
Management fees	12	300,030	125,078
Incentive fees		90,179	87,130
Administration fees	12	64,680	39,638
Audit fees		4,205	51,775
Directors' and secretarial fees		13,500	13,500
Custodian fees	9	5,502	4,640
Other operating fees		55,722	90,383
<b>Total operating expenses</b>		<u>533,818</u>	<u>412,144</u>
<b>Finance cost</b>			
Interest expense		1,088	589
<b>Total finance costs</b>		<u>1,088</u>	<u>589</u>
<b>Net investment (loss)/gain</b>		<u>(3,405,847)</u>	<u>1,636,746</u>
<b>(Decrease)/increase in net assets attributable to holders of redeemable preference shares</b>		<u>\$ (3,405,847)</u>	<u>\$ 1,636,746</u>

*The notes on pages 9 to 30 form an integral part of the financial statements.*



**FMG IRAQ FUND LTD. (formerly FMG Special Opportunity Fund Ltd.)**

Statement of Changes in Net Assets

Year Ended March 31, 2012

*(Expressed in United States Dollars)*

	<u>2012</u>	<u>2011</u> (Restated)	<u>2010</u> (Restated)
<b>(Decrease)/ increase in net assets attributable to holders of redeemable preference shares</b>	(3,405,847)	1,636,746	(2,249,566)
<b>From capital share transactions</b>			
Proceeds from the subscription of redeemable preference shares	12,507,846	6,284,628	3,374,817
Payments on redemption of redeemable preference shares	<u>(2,594,206)</u>	<u>(3,754,837)</u>	<u>(4,675,419)</u>
<b>Net increase/(decrease) in net assets attributable to redeemable preference shares</b>	6,507,793	4,166,537	(3,550,168)
<b>Net assets attributable to redeemable preference shares at the beginning of the year</b>	<u>11,228,548</u>	<u>7,062,011</u>	<u>10,612,179</u>
<b>Net assets attributable to redeemable preference shares at the end of the year</b>	<u>\$ 17,736,341</u>	<u>\$ 11,228,548</u>	<u>\$ 7,062,011</u>

*The notes on pages 9 to 30 form an integral part of the financial statements.*

**FMG IRAQ FUND LTD. (formerly FMG Special Opportunity Fund Ltd.)**

## Statement of Cash Flows

Year Ended March 31, 2012

*(Expressed in United States Dollars)*

---

	<u>2012</u>	<u>2011</u>
<b>Cash flows used in operating activities</b> (Decrease) /increase in net assets attributable to holders of redeemable preference shares	(3,405,847)	1,636,746
<b>Change in assets and liabilities:</b>		
Net change in investments and derivative financial instruments	(6,862,570)	(7,479,951)
Receivables	-	793,354
Prepayments	1,985	(1,707)
Accounts payable and accrued expenses	<u>(32,957)</u>	<u>113,718</u>
<b>Net cash used in operating activities</b>	<u>(10,299,389)</u>	<u>(4,937,840)</u>
<b>Cash flows from financing activities</b>		
Proceeds from issue of redeemable preference shares	12,507,846	6,779,065
Payments on redemptions of redeemable preference shares	<u>(2,982,274)</u>	<u>(3,754,837)</u>
<b>Net cash provided by from financing activities</b>	<u>9,525,572</u>	<u>3,024,228</u>
<b>Net decrease in cash and cash equivalents</b>	(773,817)	(1,913,612)
<b>Cash and cash equivalents at beginning of year</b>	<u>1,508,761</u>	<u>3,422,373</u>
<b>Cash and cash equivalents at end of year</b>	\$ <u><u>734,944</u></u>	\$ <u><u>1,508,761</u></u>
<b>Supplementary cash flow information</b>		
Interest paid	\$ <u><u>1,088</u></u>	\$ <u><u>589</u></u>

*The notes on pages 9 to 30 form an integral part of the financial statements.*

**FMG IRAQ FUND LTD. (formerly FMG Special Opportunity Fund Ltd.)**

Notes to Financial Statements

March 31, 2012

---

**1. Reporting entity**

FMG Iraq Fund Ltd. (formerly FMG Special Opportunity Fund Ltd.) (the 'Company' or the 'Fund') was incorporated in Bermuda on March 18, 2005 as an open-ended investment company, empowered by its by-laws to issue, redeem and reissue its own shares at prices based on their net asset value.

The Fund invests in equities and other open or closed ended investment companies and managed accounts managed by fund managers, primarily in emerging or frontier markets such as Iraq.

**2. Basis of preparation**

**2.1 Statement of compliance**

These non-statutory financial statements represent the first annual financial statements of the Company prepared in accordance with International Financial Reporting Standards ("IFRS") and issued by the International Accounting Standards Board ("IASB").

The Company's financial statements were previously prepared in accordance with accounting principles generally accepted in Bermuda and Canada. Canadian GAAP differs in some areas from IFRS. In preparing these financial statements, management has amended certain accounting measurement previously applied in the Canadian GAAP financial statements to comply with IFRS. These amendments had no material impact on the financial statements. Note 15 contains reconciliations and descriptions of the effect of the transition from Canadian GAAP to IFRS on equity as at March 31, 2011 and March 31, 2010, and comprehensive income for the year ended March 31, 2011.

These financial statements were authorised for issue by the board of directors on 17 January 2013.

**2.2 Basis of measurement**

The financial statements have been prepared using the historical cost convention except that the following are measured at fair value:

- derivative financial instruments; and
- financial instruments designated at fair value through profit or loss.

**2.3 Functional and presentation currency**

The financial statements are presented in the United States Dollars (USD), which is also the functional currency of the Company, rounded to the nearest unit.

**2.4 Use of estimates and judgements**

The preparation of financial statements in conformity with IFRSs requires the use of certain accounting estimates. It also requires directors to exercise judgements in the process of applying accounting estimates. Estimates and judgements are continually evaluated and are based on experience and other factors including expectations of future events that are believed to be reasonable under the circumstances.

As discussed in note 4 (a) and note 13 to these financial statements, the key judgement relates to the valuation policy of certain underlying investments held in a managed account. The directors are of the opinion that notwithstanding the suspension in trading of these equity instruments on the by Iraq Stock Exchange (ISX), the last available traded price is the most representative value at the reporting date.

FMG IRAQ FUND LTD. (formerly FMG Special Opportunity Fund Ltd.)

Notes to Financial Statements

March 31, 2012

---

**3. Summary of significant accounting policies**

**3.1 Foreign currency**

Transactions denominated in currencies other than the functional currency are translated at the exchange rates ruling on the date of transaction. Monetary assets and liabilities denominated in currencies other than the functional currency are re-translated to the functional currency at the exchange rate ruling at year-end. Exchange differences arising on the settlement and on the re-translation of monetary items are dealt within the statement of comprehensive income.

**3.2 Financial assets and liabilities**

*Financial instruments*

Financial assets and financial liabilities are recognised when the Company becomes a party to the contractual provisions of the instrument. Financial assets and financial liabilities are initially recognised at their fair value plus directly attributable transaction costs for all financial assets or financial liabilities not classified at fair value through profit or loss.

Financial assets and financial liabilities are offset and the net amount presented in the statement of financial position when the Company has a legally enforceable right to set off the recognised amounts and intends either to settle on a net basis or to realise the asset and settle the liability simultaneously.

Financial assets are derecognised when the contractual rights to the cash flows from the financial assets expire or when the entity transfers the financial asset and the transfer qualifies for derecognition.

Financial liabilities are derecognised when they are extinguished. This occurs when the obligation specified in the contract is discharged, cancelled or expires.

**(i) Trade and other receivables**

Trade and other receivables are classified with assets and are stated at their nominal value unless the effect of discounting is material. Appropriate allowances for estimated irrecoverable amounts are recognised in the statement of comprehensive income when there is objective evidence that the asset is impaired.

**(ii) Financial assets and liabilities at fair value through profit or loss**

Financial assets and liabilities as at fair value through profit or loss are those that are held for trading purposes or those that are so designated by the Company upon initial recognition. The Company uses this designation when doing so results in more relevant information because a group of financial assets, liabilities or both are managed and their performance is evaluated on a fair value basis, in accordance with a documented risk management or investment strategy and information about the group is provided internally on that basis to the entity's key management personnel or when a contract contains one or more embedded derivatives and the entity elects to designate the entire hybrid contract as a financial asset or liability as at fair value through profit or loss. After initial recognition, financial assets at fair value through profit or loss are measured at their fair value from those quoted market prices.

Financial instruments which are unquoted or otherwise not traded in an active market are valued using a methodology designed to assess the value after acquisition, having regard to market terms at the measurement date, including interest rates and liquidity and other factors. The basis of valuation on each valuation date will be determined on the most appropriate basis to use, having regard to a) any relevant information generally available in the market at the time; and b) any other relevant information.

**FMG IRAQ FUND LTD. (formerly FMG Special Opportunity Fund Ltd.)**

Notes to Financial Statements

March 31, 2012

---

**3. Summary of significant accounting policies (continued)**

**3.2 Financial assets and liabilities (continued)**

*Financial instruments (continued)*

(ii) Financial assets and liabilities at fair value through profit or loss *(continued)*

Gains and losses arising from a change in fair value are recognised in profit or loss in the period in which they arise. Where applicable, dividend income and interest income on financial assets at fair value through profit or loss is disclosed separately in profit or loss. Fair value gains and losses are recognised within net gain on financial instruments at fair value through profit or loss.

- Valuation of investments in managed accounts

The investment in equity securities within the managed accounts are accounted for on a trade date basis and those that are traded on a national securities exchange are valued at the last reported bid price if held long and last reported ask price if held short on the valuation day. Bid and ask prices are not reported by the Iraq Stock Exchange, therefore the last traded price is used to value traded equities. The interest, dividend income and realized gains and losses arising from managed accounts are included in the relevant line items in the statement of operations. Similarly, cash attributable to the managed accounts are included within cash and cash equivalents in the statement of financial position.

- Valuation of investments in collective investment schemes

Investments in collective investment schemes (private investment funds) are designated at fair value through profit or loss, in accordance with IAS 39 *Financial Instruments: Recognition and Measurement* and are valued at fair value as determined by the administrator of the private investment fund. In determining fair value the administrator utilises the valuations of the underlying private investment funds to determine the fair value of its interest. The underlying private investment funds value securities and other financial instruments on a mark-to-market fair value basis of accounting.

Investments in private investment funds are valued based on the independently audited net asset values of the private investment funds. Given the likelihood that the year-end of the underlying private investment funds is not co-terminous with that of the Company, investments in private investment funds cannot be valued based on independently audited net asset values and therefore the board of directors bases its valuation on the private investment funds' net asset values as calculated by the independent administrator of such private investment funds as at the reporting date.

- Derivative financial instruments

Derivative financial assets and derivative financial liabilities are classified as held for trading unless they are designated as effective hedging instruments. During the year under review, the Company did not designate any of its derivative financial instruments in a hedging relationship for accounting purposes.

A forward currency contract involves an obligation to purchase or sell a specific currency at a future date, at a price set at the time the contract is made. Forward foreign exchange contracts are valued by reference to the forward price at which a new forward contract of the same size and maturity could be undertaken at the valuation date. The unrealised gain or loss on open forward currency contracts is calculated as the difference between the contract rate and this forward price, and is recognised in the statement of comprehensive income.

(iii) Trade and other payables

Trade and other payables are stated at their nominal value unless the effect of discounting is material.

**3. Summary of significant accounting policies (continued)**

*Financial instruments (continued)*

(iv) Realised and unrealised gains and losses

Investment transactions are recorded on a trade date basis. Realised gains or losses on investments are calculated on a weighted average cost and are disclosed within net gain on financial assets at fair value through profit or loss in the statement of comprehensive income.

**3.3 Cash and cash equivalents**

Cash and cash equivalents comprise current deposits held with banks. Cash and cash equivalents are short-term highly liquid investments that are readily convertible to known amounts of cash and are subject to an insignificant risk of changes in value, and are held for the purpose of meeting short-term cash commitments rather than for investment or other purposes.

**3.4 Revenue recognition**

Revenue is recognised to the extent that it is probable that future economic benefits will flow to the Company and these can be measured reliably. The following specific recognition criteria must also be met before revenue is recognised:

*(i) Rebate income*

Rebate income represents reimbursements receivable from the Company's manager in accordance with the terms set out in the Fund's supplement.

*(ii) Interest*

Interest income and expense, including interest from non-derivative financial assets at fair value through profit or loss, are recognised as they accrue in profit or loss, where applicable, gross of withholding tax. For financial assets and liabilities not classified at fair value through profit or loss, such interest income and expense is recognized using the effective interest method.

*(iii) Dividend income*

Dividend income is recognised in profit or loss on the date that the Company's right to receive payment is established, which in the case of quoted securities is the ex-dividend date.

**3.5 Expenses**

All expenses, including management, administrator and custodian fees, are recognised in profit or loss on an accruals basis.

**3.6 Units redeemed**

All units issued by the Company provide the right to require redemption for cash on each dealing date in accordance with the terms set out in the Company's prospectus. Such instruments give rise to a financial liability for the present value of the redemption amount and are presented in the statement of financial position as 'Net Assets attributable to redeemable preference shares'.

3. Summary of significant accounting policies (continued)

3.7 Impairment

All assets are tested for impairment except for financial assets measured at fair value through profit or loss.

At the end of each reporting period, the carrying amount of assets, is reviewed to determine whether there is any indication or objective evidence of impairment, as appropriate, and if any such indication or objective evidence exists, the recoverable amount of the asset is estimated.

In the case of financial assets that are either carried at amortised cost, objective evidence of impairment includes observable data about the following loss events - significant financial difficulty of the issuer, a breach of contract, it becoming probable that the borrower will enter bankruptcy or other financial reorganisation, the disappearance of an active market for that financial asset because of financial difficulties and observable data indicating that there is a measurable decrease in the estimated future cash flows since the initial recognition of those assets.

An impairment loss is the amount by which the carrying amount of an asset exceeds its recoverable amount.

For loans and receivables, if there is objective evidence that an impairment loss has been incurred, the loss is measured as the difference between the asset's carrying amount and the present value of estimated future cash flows discounted at the original effective interest rate. The carrying amount of the asset is reduced directly.

Impairment losses are recognised immediately in profit or loss.

For loans and receivables, if, in a subsequent period, the amount of the impairment loss decreases and the decrease can be related objectively to an event occurring after the impairment was recognised, the previously recognised impairment loss is reversed directly.

Impairment reversals are recognised immediately in profit or loss.

3.8 New standards and interpretations not yet adopted

The directors are currently evaluating the impact on the financial statements of the Company in the period of initial application of the following International Financial Reporting Standards that were in issue at the date of authorisation of these financial statements, but not yet effective.

*Amendment to IFRS 7 – Disclosures – Transfers of Financial Assets*

The IASB introduced enhanced disclosure requirements to *IFRS 7 Financial Instruments* as part of its comprehensive review of off-balance sheet activities.

The amendments are designed to ensure that users of financial statements are able to more readily understand transactions involving the transfer of financial assets (for example, securitisations), including the possible effects of any risks that may remain with the entity that transferred the assets. IFRS 7 became effective on 1 July 2011.

*IFRS 9 – Financial Assets*

IFRS 9 issued in November 2009 and amended in October 2010 introduces new requirements for the classification and measurement of financial assets and financial liabilities.

IFRS 9 requires all recognised financial assets that are within the scope of IAS 39 Financial Instruments: Recognition and Measurement to be subsequently measured at amortised cost or fair value. Under IFRS 9, financial assets that are held within a business model whose objective is to collect the contractual cash flows, and that have contractual cash flows that give rise on specified dates to cash flows that are solely payments of principal and interest on the principal outstanding are generally measured at amortised cost unless the entity applies the fair value option. All other financial assets, including equity investments are measured at their fair values at the end of subsequent accounting periods.

3. Summary of significant accounting policies (continued)

3.8 New standards and interpretations not yet adopted (continued)

*IFRS 9 – Financial Assets (continued)*

Under IFRS 9, for financial liabilities that are designated as at fair value through profit or loss, the amount of change in the fair value of the financial liability that is attributable to changes in the credit risk of that liability is recognised in other comprehensive income, unless the recognition of the effects of changes in the liability's credit risk in other comprehensive income would create or increase an accounting mismatch in profit or loss. Changes in the fair value attributable to a financial liability's credit risk are not subsequently reclassified to profit or loss. IFRS 9 will be effective for financial periods beginning on, or after, 1 January 2015 with earlier application permitted.

*IFRS 13 – Fair value Measurements*

IFRS 13 establishes a single source of guidance for fair value measurements and disclosures about fair value measurements. The Standard defines fair value, establishes a framework for measuring fair value, and requires disclosures about fair value measurements. The scope of IFRS 13 is broad; it applies to both financial instrument items and non-financial instrument items for which other IFRSs require or permit fair value measurements and disclosures about fair value measurements, except in specified circumstances.

IFRS 13 is effective for annual periods beginning on or after 1 January 2013, with earlier application permitted.

*IFRS 10 – Consolidated Financial Statements*

IFRS 10 builds on existing principles by identifying the concept of control as the determining factor in whether an entity should be included within the consolidated financial statements of the parent company. The standard provides additional guidance to assist in the determination of control where this is difficult to assess. IFRS 10 introduces a single consolidation model for all entities based on control, irrespective of the nature of the investee (that is, whether an entity is controlled through voting rights of the investors or otherwise). IFRS 10 supersedes SIC-12 *Consolidation—Special Purpose Entities* and parts of IAS 27 *Consolidated and Separate Financial Statements*.

IFRS 10 is effective for annual periods beginning on or after 1 January 2013, with earlier application permitted.

*IFRS 12 - Disclosure of Interests in Other Entities*

IFRS 12 addresses disclosure requirements for certain interests in other entities, including joint arrangements, associates, subsidiaries and unconsolidated structured entities. The objective of IFRS 12 is to require an entity to disclose information that enables users of its financial statements to evaluate (a) the nature of, and risks associated with, its interests in other entities; and (b) the effects of those interests on its financial position, financial performance and cash flows.

IFRS 12 is effective for annual periods beginning on or after 1 January 2013, with earlier application permitted.

*IAS 32 & IFRS 7 Amendment - Offsetting Financial Assets and Financial Liabilities*

These Amendments are intended to help investors and other financial statement users to better assess the effect or potential effect of offsetting arrangements on a company's financial position. The disclosure requirements also improve transparency in the reporting of how companies mitigate credit risk, including disclosure of related collateral pledged or received.

IAS 32 is effective for annual periods beginning on or after 1 January 2014, whilst IFRS 7 is effective for annual periods beginning on or after 1 January 2013, with earlier application permitted.

The Company is considering the implications of these standards and their impact on the Company's financial results and position.



FMG IRAQ FUND LTD. (formerly FMG Special Opportunity Fund Ltd.)

Notes to Financial Statements

March 31, 2012

4. Classification and fair values of financial assets and liabilities

The table below provides a reconciliation of the Company's financial assets and liabilities at fair value through profit or loss.

	2012	2011	2010
	\$	\$	\$
<b>Assets</b>			
<b>Designated as at fair value through profit or loss</b>			
Investments held in managed account	14,223,129	5,074,608	2,956,125
Collective investment scheme	3,068,339	5,360,226	-
<b>Held for trading</b>			
Forward contracts	7,947	2,698	2,962
<b>Total financial assets at fair value through profit or loss</b>	<u>17,299,415</u>	<u>10,437,532</u>	<u>2,959,087</u>
<b>Liabilities</b>			
<b>Held for trading</b>			
Forward contracts	-	687	2,193
<b>Total financial liabilities at fair value through profit or loss</b>	<u>-</u>	<u>687</u>	<u>2,193</u>

As part of the Company's capital appreciation strategy, the Company invests primarily in equities and other open or closed-ended investment companies and managed accounts managed by fund managers, primarily in emerging or frontier markets such as Iraq.

(a) *Investments in managed accounts*

The investment in equity securities within the managed account are accounted for on a trade date basis. Bid and ask prices are not reported by the Iraq Stock Exchange, therefore the last traded price is used to value traded equities.

Certain equity securities held in the managed account amounting to \$1,338,598 were unavailable for trading at 31 March 2012 as they were in their capital raising period as required by Iraq Stock Exchange (ISX) law which states that such stocks must be temporarily suspended. Subsequent to year end, these securities were re-traded on the ISX at fair values not significantly different to the carrying value at year end. Consequently, the Fund has used the last available traded price prior to suspension to value these investments. As such, the directors are of the opinion that the carrying value of these securities included in these financial statements reflects fair value at the reporting date.

(b) *Collective investment scheme*

Fair values for investment securities that do not have quoted prices in an active market are derived using a valuation policy that mandates the use of prices obtained from independent data service providers and underlying fund administrators.

As described more fully in note 3.2 (ii), it is not always possible to value investments in collective investment schemes based on independently audited priced net asset values especially, as the year-end of certain underlying collective investment schemes is not co-terminous with that of the Company. Consequently, the fund's investment carried at fair value through profit or loss as at 31 March 2012 totaling \$3,068,339, is based on net asset values calculated by the administrator of this underlying collective investment scheme.

(c) *Derivative financial instruments*

Derivative financial instruments are classified as held for trading. All other assets measured at fair value have been designated at fair value through profit or loss. Further information about the derivative financial instruments (forward contracts) is disclosed in note 14.1.1.

**FMG IRAQ FUND LTD. (formerly FMG Special Opportunity Fund Ltd.)**

## Notes to Financial Statements

March 31, 2012

**5. Receivables**

	2012	2011	2010
	\$	\$	\$
Rebates receivable	-	-	3,353
Receivable for investment sold	-	-	793,354
	<u>-</u>	<u>-</u>	<u>796,707</u>

**6. Accounts payable and accrued expenses**

	2012	2011	2010
	\$	\$	\$
Audit fees payable	4,205	33,000	20,635
Management and incentive fees payable	80,091	113,420	37,335
Administration fees payable	13,470	9,850	13,920
Other payables	61,947	36,400	7,062
	<u>159,713</u>	<u>192,670</u>	<u>78,952</u>

Management and incentive fees payable are due to related parties. The terms and conditions of the amounts owed to such related parties are disclosed in note 12. These amounts are unsecured, interest free and repayable on demand.

**7. Net asset value**

In accordance with the Offering Memorandum, the net asset value of each class of shares in a fund is determined by reference to the market prices of the underlying assets in the fund attributable to such class at the close of business on the 'valuation date'. The last dealing date in the 2012 financial year of the Fund, was on March 26, and the last official valuation date in the 2012 financial year, was on March 30.

In accordance with the Offering Memorandum, the net assets of the Company are computed at the latest available dealing price or the latest available middle market quotation. However, for financial reporting purposes under IFRSs, the assets are required to be valued at bid prices and liabilities at ask prices.

The Offering Memorandum stipulates the amortisation of formation expenses over a period of 5 years. In accordance with International Financial Reporting Standards, formation expenses are written off to profit or loss in the period when they are incurred.

**8. Load fees**

FMG Fund Managers Ltd ('the Manager') may charge load fees of up to 5% of the amount subscribed. When charged, these load fees will reduce the amount available to shareholders for the purchase of redeemable preference shares in the Fund. For the year ended March 31, 2012, load fees were \$99,281 (2011 - \$60,017, 2010 - \$23,994), of which \$21,533 (2011 - \$30,071; 2010 - \$3,078) were included within accounts payable and accrued expenses.

One of the directors of the Fund is also a director of the Manager.

**FMG IRAQ FUND LTD. (formerly FMG Special Opportunity Fund Ltd.)**

Notes to Financial Statements

March 31, 2012

---

**9. Custodian fees**

Effective August 14, 2009, Credit Suisse AG (the "Custodian") was appointed as custodian to the Fund. Fees for custody services are charged at 0.07% per annum of the value of the net assets of the Fund under custody subject to an annual minimum of CHF 5,500. In addition, the custodian is entitled to receive reimbursement for all reasonable disbursements and out-of-pocket expenses incurred by the Custodian.

Effective August 26, 2009 the Fund granted the Custodian a right of lien against all currency accounts and investments in other investment companies held by the Custodian on the Fund's behalf. The purpose of the right of lien is to secure any and all claims of the Custodian against the Fund arising from any current or future agreements or contracts as well as claims on other legal grounds resulting from business operations with the Fund.

Effective December 22, 2010 fees for custody services are charged at 0.075% per annum of the value of the net assets of the Fund under custody up to \$500 million and 0.065% per annum of the value of the net assets of the Fund under custody in excess of \$500 million.

**10. Taxation**

Under current Bermuda laws, the Fund is not required to pay any taxes in Bermuda on either income or capital gains. The Fund has received an undertaking from the Minister of Finance in Bermuda exempting it from any such taxes at least until the year 2016.

It is management's belief that the Fund is not engaged in a United States trade or business and will not be subject to United States income or withholding taxes in respect of the profits and losses of the Fund, other than the 30% withholding tax on U.S. source dividends.

As a result, management has made no provision for income taxes in these financial statements.

**11. Share capital**

The authorized share capital of the Fund is \$11,000, which is divided into 100 common shares of par value of \$1 each and 10,900,000 redeemable preference shares (the "Shares"), issued in US Dollars, Euro, GBP and CHF with a par value of \$0.001 each. Redeemable preference shares are issued as Class A, Class A09, Class A10 and Class A11 shares (collectively, the "Class A Shares") and Class B, Class B09, Class B10 and Class B11 shares (collectively, the "Class B Shares"). Effective February 2, 2009 Class A09 and Class B09 shares were offered for sale. Effective March 2, 2009, the existing Class A and Class B shares were closed for new subscriptions, except in situations where approved by the Board of Directors and the Manager. Effective May 20, 2010 two new classes of shares, Class A10 and Class B10 shares are available for subscription and the existing Class A09 and Class B09 shares were closed for new subscriptions, except in situations where approved by the Board of Directors and the Manager.

The holder of the common shares is not entitled to receive dividends, may not redeem their holding and is only entitled to be repaid the par value of the common shares upon a winding-up or distribution of capital. The common shares are entitled to one vote per share at a general meeting. All the common shares are owned by the Manager. The redeemable preference shares carry no preferential or pre-emptive rights upon the issue of new shares and have no voting rights at general meetings of the Fund.

Shares may be purchased and redeemed on a Dealing Day, which is generally the first business day of each calendar month. Shares may be purchased at the net asset value per share calculated at the immediately preceding Valuation Day, generally the last business day of the preceding month. Class A Shares may be redeemed with 45 business day's written notice while Class B Shares may be redeemed with 90 business day's written notice, at their net asset value per share, subject to certain restrictions as described in the prospectus.

**FMG IRAQ FUND LTD. (formerly FMG Special Opportunity Fund Ltd.)**

Notes to Financial Statements

March 31, 2012

**11. Share capital (continued)**

If on any Valuation Day, any shareholder wishes to redeem Shares totaling more than 5% of the issued capital of the Fund or several shareholders wish to redeem Shares totaling more than 15% of the issued capital of the Fund, the Directors may defer redemption of such Shares, and the calculation of the redemption price, to a subsequent Dealing Day being not later than the fifth Dealing Day following receipt of the application for redemption. In such cases, suspended redemption requests shall be carried out on the basis of the next Net Asset Value.

**2012**

	USD Class A	USD Class A09	USD Class A10	USD Class B	USD Class B09
Number of shares at beginning of the year	29,998	6,045	27,918	293,625	-
Subscription during the year	1,249	1,246	43,691	-	-
Redemption during the year	(4,456)	(144)	(6,324)	(30,229)	-
<b>Number of shares at end of the year</b>	<b>26,791</b>	<b>7,147</b>	<b>65,285</b>	<b>263,396</b>	<b>-</b>

	USD Class B10	EUR Class A	EUR Class A09	EUR Class B
Number of shares at beginning of the year	185,904	1,892	838	-
Subscription during the year	489,353	-	-	-
Redemption during the year	(82,237)	(1,892)	(838)	-
<b>Number of shares at end of the year</b>	<b>593,020</b>	<b>-</b>	<b>-</b>	<b>-</b>

	GBP Class A	GBP Class A09	GBP Class A11	CHF Class B11
Number of shares at beginning of the year	170	270	-	-
Subscription during the year	-	-	906	86,882
Redemption during the year	(170)	(270)	-	-
<b>Number of shares at end of the year</b>	<b>-</b>	<b>-</b>	<b>906</b>	<b>86,882</b>

**2011**

	USD Class A	USD Class A09	USD Class A10	USD Class B	USD Class B09
Number of shares at beginning of the year	43,711	2,583	-	551,313	10,361
Subscription during the year	309	4,148	28,982	85,163	-
Redemption during the year	(14,022)	(686)	(1,064)	(342,851)	(10,361)
<b>Number of shares at end of the year</b>	<b>29,998</b>	<b>6,045</b>	<b>27,918</b>	<b>293,625</b>	<b>-</b>

**FMG IRAQ FUND LTD. (formerly FMG Special Opportunity Fund Ltd.)**

Notes to Financial Statements

March 31, 2012

**11. Share capital (continued)**

**2011 (continued)**

	USD Class B10	EUR Class A	EUR Class A09	EUR Class B09
Number of shares at beginning of the year	-	4,419	614	-
Subscription during the year	185,904	61	838	-
Redemption during the year	-	(2,588)	(614)	-
<b>Number of shares at end of the year</b>	<b>185,904</b>	<b>1,892</b>	<b>838</b>	<b>-</b>

	GBP Class A	GBP Class A09	GBP Class A11	CHF Class B11
Number of shares at beginning of the year	53	643	-	-
Subscription during the year	117	-	-	-
Redemption during the year	-	(373)	-	-
<b>Number of shares at end of the year</b>	<b>170</b>	<b>270</b>	<b>-</b>	<b>-</b>

**2010**

	USD Class A	USD Class A09	USD Class A10	USD Class B	USD Class B09
Number of shares at beginning of the year	52,464	238	-	737,666	-
Subscription during the year	-	3,445	-	269	10,361
Redemption during the year	(8,753)	(1,100)	-	(186,622)	-
<b>Number of shares at end of the year</b>	<b>43,711</b>	<b>2,583</b>	<b>-</b>	<b>551,313</b>	<b>10,361</b>

	USD Class B10	EUR Class A	EUR Class A09	EUR Class B09
Number of shares at beginning of the year	-	5,294	-	12,510
Subscription during the year	-	-	664	-
Redemption during the year	-	(875)	(50)	(12,510)
<b>Number of shares at end of the year</b>	<b>-</b>	<b>4,419</b>	<b>614</b>	<b>-</b>

	GBP Class A	GBP Class A09	GBP Class A11	CHF Class B11
Number of shares at beginning of the year	685	-	-	-
Subscription during the year	-	8,644	-	-
Redemption during the year	(632)	(8,001)	-	-
<b>Number of shares at end of the year</b>	<b>53</b>	<b>643</b>	<b>-</b>	<b>-</b>

**FMG IRAQ FUND LTD. (formerly FMG Special Opportunity Fund Ltd.)**

Notes to Financial Statements

March 31, 2012

---

**12. Related party transactions**

*(a) Management fees*

The Fund pays the Manager a management fee at a rate of 2.0% per annum of the net assets attributable to the Class A Shares of the Fund and 1.5% per annum of the net assets attributable to the Class B Shares of the Fund, calculated on a monthly basis and payable quarterly. For the year ended March 31, 2012, the management fee was \$300,030 (2011 - \$125,078; 2010 - \$181,261), of which \$80,091 (2011 - \$43,849; 2010 - \$37,335) was payable at March 31, 2012.

*(b) Incentive fees*

The Class A Shares also incur a quarterly incentive fee equal to 20% of the Net Profits of the Fund, if any, during each calendar quarter (each a "Performance Period"), accrued with respect to each Class A Share of the Fund. The Net Profits are computed in a manner consistent with the principles applicable to the computation of the net assets of the Fund. If a Class A Share has a loss chargeable to it during any Performance Period, and during a subsequent Performance Period there is a profit allocable to such Class A Share, there will be no incentive fee payable until the amount of the net loss previously allocated has been recouped. Incentive fees are only paid when the net asset value of the Class A Shares increase above a previously established "high water mark" net asset value for those Class A Shares.

In the event of either a redemption being made at a date other than the end of a Performance Period or the Management Agreement is terminated at any time prior to the last day of a Performance Period, the incentive fee will be computed as though the termination date or Redemption Date, as applicable, was the last day of such Performance Period. Once earned, the incentive fee will be retained by the Manager regardless of the Fund's future results.

The Class B Shares also pay to the Manager an incentive fee of 10% of the net profits attributable to the Class B Shares, calculated monthly and payable quarterly. Net profits are defined as the amount by which cumulative profits attributable to the Class B Shares before the incentive fee but after deduction of all transaction costs, management fees and expenses exceeds a hurdle rate equal to the amount that would have been earned in that fiscal period had the assets of the Fund been invested at the USD 12-month LIBOR rate at the beginning of the fiscal period. Net profits include both realized and unrealized gains less losses on investments. If net profit for a month is negative, it will be carried forward ("carry forward losses"). No incentive fee will be payable until net profits in subsequent month(s) exceed carry forward losses together with any cumulative actual losses from the previous fiscal years adjusted for redemptions. Investors should note that, the net profit amount, upon which incentive fees are calculated, is not reduced for prior period carry forward losses. Once earned, the incentive fee is retained by the Manager regardless of the Fund's future results.

For the year ended March 31, 2012, the incentive fee was \$90,179 (2011 - \$87,130; 2010 - \$1,846), of which \$nil (2011 - \$69,571; 2010 - \$nil) was payable at March 31, 2012, 2011 and 2010.

*(c) Administration fees*

Apex Funds Services Ltd, Bermuda acts as the administrator, registrar and transfer agent for the Fund. For administration services provided, the Fund pays fees at the higher of \$3,000 per month for net assets up to \$10 million and \$4,000 per month for net assets exceeding \$10 million, or 15 basis points of the Fund's average net assets.

Effective April 1, 2010, the minimum fee was reduced to \$2,500 per month for net assets up to \$10 million and \$3,500 per month for net assets exceeding \$10 million or 15 basis points of the net assets per annum. For the year ended March 31, 2012, administration fees were \$64,680 (2011 - \$39,638; 2010 - \$59,680), of which \$13,470 (2011 - \$9,850, 2010 - \$13,920) was payable at March 31, 2012.

One of the directors of the Fund is also the managing director of the Administrator.

## FMG IRAQ FUND LTD. (formerly FMG Special Opportunity Fund Ltd.)

### Notes to Financial Statements

March 31, 2012

---

#### 13. Fair values of financial assets and financial liabilities

At March 31, 2012, 2011 and 2010, the fair value of listed investments is based on quoted prices in an active market at the end of the reporting period. The fair values of derivative contracts are valued by reference to the price at which a new contract of the same size and maturity could be undertaken at valuation date. Furthermore, the fair value of collective investment schemes is primarily based on valuations issued by the administrators of the underlying private investment funds. The fair values of other financial assets and financial liabilities are not materially different from their carrying amounts.

The Company classifies fair value measurements using a fair value hierarchy that reflects the significance of the inputs used in making the measurements. The fair value hierarchy has the following levels:

- Quoted prices (unadjusted) in active markets for identical assets or liabilities (Level 1);
- Those involving inputs other than quoted prices included in Level 1 that are observable for the asset or liability, either directly (as prices) or indirectly (derived from prices) (Level 2); and
- Those with inputs for the asset or liability that are not based on observable market data (unobservable inputs) (Level 3).

The level in the fair value hierarchy within which the fair value measurement is categorised in its entirety is determined on the basis of the lowest level input that is significant to the fair value measurement in its entirety. For this purpose, the significance of an input is assessed against the fair value measurement in its entirety. If a fair value measurement uses observable inputs that require significant adjustment based on unobservable inputs, that measurement is a level 3 measurement. Assessing the significance of a particular input to the fair value measurement in its entirety requires judgment, considering factors specific to the asset or liability.

The determination of what constitutes 'observable' requires significant judgment by the Company. The Company considers observable data to be that market data that is readily available, regularly distributed or updated, reliable and verifiable, not proprietary, and provided by independent sources that are actively involved in the relevant market.

#### *Investments in managed accounts*

The investment in equity securities within the managed accounts are traded on the Iraq Stock Exchange. Bid and ask prices are not reported by the Iraq Stock Exchange; therefore the last traded price is used to value traded equities. These investments are categorised in level 1 of the fair value hierarchy.

Certain equity securities held in the managed account amounting to \$1,338,598 were unavailable for trading at 31 March 2012 as they were in their capital raising period as required by Iraq Stock Exchange (ISX) law which states that such stocks must be temporarily suspended. Subsequent to year end, these securities were re-traded on the ISX at fair values not significantly different to the carrying value at year end. Consequently, the Fund has used the last available traded price prior to suspension to value these investments. As such, the directors are of the opinion that the carrying value of these securities included in these financial statements reflects fair value at the reporting date. These equity instruments have been classified as level 2 financial instruments.

#### *Collective investment schemes*

The Fund's investment in the collective investment scheme is priced based on the underlying fund's net asset value as calculated by the administrator of such fund as at the reporting date. If the reporting entity has the ability to redeem its investment in another fund at net asset value at the measurement date, the investment will be categorised as a level 2 fair value measurement and if the reporting entity cannot redeem its investment in another fund at net asset value at the measurement date but the investment may be redeemable at a future date, the reporting entity considers the length of time until the investment will be redeemable in determining whether it will be categorised as level 2 or 3.

FMG IRAQ FUND LTD. (formerly FMG Special Opportunity Fund Ltd.)

Notes to Financial Statements

March 31, 2012

13. Fair values of financial assets and financial liabilities (continued)

The following is a summary of the inputs used as of March 31, 2012, 2011 and 2010 in valuing the Fund's investments and derivatives carried at fair value:

<u>2012</u>	<u>Level 1</u>	<u>Level 2</u>	<u>Level 3</u>	<u>Total</u>
Investments in other investment companies	-	3,068,339	-	3,068,339
Equities	12,884,531	1,338,598	-	14,223,129
Total investments	\$ 12,884,531	\$ 4,406,937	\$ -	\$ 17,291,468
Derivative assets		\$ 7,947		\$ 7,947
<u>2011</u>				
Investments in other investment companies	-	3,471,148	1,889,078	5,360,226
Equities	3,484,777	1,589,831	-	5,074,608
Total investments	\$ 3,484,777	\$ 5,060,979	\$ 1,889,078	\$ 10,434,834
Derivative assets		\$ 2,698		\$ 2,698
Derivative liabilities		\$ (687)		\$ (687)
<u>2010</u>				
Investments in other investment companies	-	-	904,780	904,780
Equities	2,010,903	-	40,442	2,051,345
Total investments	\$ 2,010,903	\$ -	\$ 945,222	\$ 2,956,125
Derivative assets		\$ 2,962		\$ 2,962
Derivative liabilities		\$ (2,193)		\$ (2,193)

During the year ended March 31, 2012, 2011 and 2010, the reconciliation of the change in investments measured at fair value using unobservable inputs (Level 3) is presented as follows:

<u>2012</u>	<u>Investments in other investment companies</u>	<u>Total</u>
Beginning balance	1,889,078	1,889,078
Purchases	-	-
Transfers out of level 3	(1,889,078)	(1,889,078)
Change in unrealized depreciation	-	-
Ending balance	\$ -	\$ -



FMG IRAQ FUND LTD. (formerly FMG Special Opportunity Fund Ltd.)

Notes to Financial Statements

March 31, 2012

13. Fair values of financial assets and financial liabilities (continued)

2011

	Investments in other investment companies	Common Stock	Total
Beginning balance	904,780	40,442	945,222
Purchases	1,700,000	-	1,700,000
Sales	(1,426,799)	(45,699)	(1,472,498)
Net realized loss on sales	(2,099,526)	5,257	(2,094,269)
Change in unrealized depreciation	<u>2,810,623</u>	<u>-</u>	<u>2,810,623</u>
Ending balance	\$ 1,889,078	\$ -	\$ 1,889,078
Total change in unrealized depreciation during the year for investments held at March 31, 2011	<u>\$ 189,078</u>	<u>\$ -</u>	<u>\$ 189,078</u>

2010

	Investments in other investment companies	Common Stock	Total
Beginning balance	1,317,594	-	1,317,594
Purchases	-	846,286	846,286
Sales	(282,818)	(672,356)	(955,174)
Realized gains	138,578	26,069	164,647
Change in unrealized depreciation	<u>(268,574)</u>	<u>(159,557)</u>	<u>(428,131)</u>
Ending balance	\$ 904,780	\$ 40,442	\$ 945,222
Total change in unrealized depreciation during the year for investments held at March 31, 2010	<u>\$ (203,844)</u>	<u>\$ (159,557)</u>	<u>\$ (363,401)</u>

At March 31, 2010 the Fund held investments in Central Asia Real Estate Fund Ltd and Eurasian Financial Institutions Fund with a fair value of \$159,579 and \$89,931 respectively at that date. These investments were classified as level 3 investments in view of the uncertainties surrounding the carrying value of such investments. These investments were sold during the financial year ending March 31, 2011 at their March 31, 2010 carrying value.

Furthermore, at March 31, 2010 the Fund had an investment in Hudson River Russia Fund Limited with an estimated fair value of \$655,270 at that date. The manager of the Fund had estimated the fair value of the Fund's investment in Hudson River at March 31, 2010 by applying a discount to the reported net asset value to reflect the lack of liquidity of the Fund's investment and to reflect the type and location of the underlying investments held. Consequently this investment was classified as level 3 investment. A portion of the Hudson River investment was sold during August 2010 and the remaining position was disposed of in January 2011.

FMG IRAQ FUND LTD. (formerly FMG Special Opportunity Fund Ltd.)

Notes to Financial Statements

March 31, 2012

14. Financial risks management

The nature and extent of the financial instruments outstanding at the reporting date and the risk management policies employed by the Fund are discussed below.

14.1 Market risk

Market risk embodies the potential for both loss and gains and includes currency risk, interest rate risk and price risk.

The Fund's investment strategy to manage the market risk is outlined in the Fund's supplement under the heading 'Investment Strategy'. The Fund's market risk is managed on a daily basis by the Manager using different investment techniques as outlined in the supplement of the Fund. The Fund's overall market positions are monitored on a monthly basis by the board of directors.

The Company's exposure to the different types of investments is summarised in note 4 to the financial statements.

14.1.1 Currency risk

The Fund may invest in securities and other investment companies and enter into transactions denominated in currencies other than the US Dollar. Consequently, the Fund is exposed to risks that the exchange rate of the US Dollar relative to other foreign currencies may change in a manner that has an adverse effect on the value of that portion of the Fund's assets or liabilities denominated in currencies other than the US Dollar.

The following table sets out the Fund's total exposure to foreign currency risk split between monetary assets and liabilities, net assets attributable to non-USD denominated share classes, forward foreign exchange contracts (stated at the notional values) and the resulting net exposure to foreign currencies:

	Monetary <u>Assets</u>	Monetary <u>Liabilities</u>	Net assets attributable to non-USD denominated <u>Share Classes</u>	Forward FX <u>Contracts</u>	<u>Net Exposure</u>
<b>March 31, 2012</b>					
GBP	\$ -	\$ -	\$ (116,702)	\$ 115,969	\$ (733)
CHF	\$ -	\$ -	\$ (800,863)	\$ 797,208	\$ (3,655)
	\$ -	\$ -	\$ (917,565)	\$ 913,177	\$ (4,388)
	Monetary <u>Assets</u>	Monetary <u>Liabilities</u>	Net assets attributable to non-USD denominated <u>Share Classes</u>	Forward FX <u>Contracts</u>	<u>Net Exposure</u>
<b>March 31, 2011</b>					
EUR	\$ -	\$ -	\$ (192,783)	\$ 180,476	\$ (12,307)
GBP	\$ -	\$ -	\$ (49,542)	\$ 48,132	\$ (1,410)
	\$ -	\$ -	\$ (242,325)	\$ 228,608	\$ (13,717)

FMG IRAQ FUND LTD. (formerly FMG Special Opportunity Fund Ltd.)

Notes to Financial Statements

March 31, 2012

14. Financial risks management (continued)

14.1.1 Currency risk (continued)

	Monetary Assets	Monetary Liabilities	Net assets attributable to non-USD denominated Share Classes	Forward FX Contracts	Net Exposure
March 31, 2010					
EUR	\$ 13,509	\$ -	\$ -	\$ (206,690)	\$ (193,181)
EUR	\$ -	\$ -	\$ (220,160)	\$ 221,686	\$ 1,526
GBP	\$ -	\$ (7)	\$ (77,601)	\$ 77,726	\$ 118
	<u>\$ 13,509</u>	<u>\$ (7)</u>	<u>\$ (297,761)</u>	<u>\$ 92,722</u>	<u>\$ (191,537)</u>

The amounts in the above table are based on the carrying values of monetary assets and liabilities, net assets attributable to non-USD denominated share classes and the underlying notional amounts of forward foreign exchange contracts.

Forward foreign exchange contracts are entered into by the Fund to hedge exposure to monetary assets and liabilities denominated in currencies other than USD and to hedge the exposure of certain share classes denominated in currencies other than USD.

The gains and losses on forward foreign exchange contracts entered into for the purpose of hedging the exposure to monetary assets and liabilities are recorded in gains and losses on forward foreign exchange contracts in the statement of operations. The gains and losses on contracts entered into for the purpose of hedging the exposure of share classes denominated in currencies other than USD are also recorded in gains and losses on forward foreign exchange contracts in the statement of operations, but are allocated specifically to the non-USD denominated share classes to which the hedging activities, and resultant gains and losses, relate.

At March 31, 2012, had the US Dollar strengthened by 5% in relation to other currencies, there would also be an approximate net impact of \$219 (2011- \$686; 2010 -\$9,577) on the statement of operations and on the net assets attributable to the hedged non-USD denominated share classes. A 5% weakening of the US Dollar against other currencies would have resulted in an approximate equal but opposite effect.

Actual results may differ from this sensitivity analysis and the difference could be material to the financial statements.

At March 31, 2012, the Fund had the following open forward foreign exchange contracts disclosed at their notional values:

<u>Currency to be bought</u>	<u>Currency to be sold</u>	<u>Contract due date</u>	<u>Fair value</u>
GBP 73,015	USD 115,969	April 5, 2012	\$ 911
CHF 725,858	USD 797,208	April 5, 2012	\$ 7036
Net unrealized loss on open forward foreign exchange contract			<u>\$ 7,947</u>

**FMG IRAQ FUND LTD. (formerly FMG Special Opportunity Fund Ltd.)**

Notes to Financial Statements

March 31, 2012

**14. Financial risks management (continued)**

*14.1.1 Currency risk (continued)*

At March 31, 2011, the Fund had the following open forward foreign exchange contracts disclosed at their notional values:

<u>Currency to be bought</u>	<u>Currency to be sold</u>	<u>Contract due date</u>	<u>Fair value</u>
EUR 129,383	USD 180,476	April 4, 2011	\$ 2,698
GBP 29,602	USD 48,132	April 4, 2011	\$ (687)
Net unrealized gain on open forward foreign exchange contract			\$ 2,011

At March 31, 2010, the Fund had the following open forward foreign exchange contracts disclosed at their notional values:

<u>Currency to be bought</u>	<u>Currency to be sold</u>	<u>Contract due date</u>	<u>Fair value</u>
EUR 162,478	USD 221,686	April 7, 2010	\$ (2,193)
GBP 51,672	USD 77,726	April 7, 2010	\$ 677
USD 206,690	EUR 151,311	April 7, 2010	2,285
Net unrealized gain on open forward foreign exchange contract			\$ 769

*14.1.2 Interest rate risk*

Interest rate risk arises when an entity invests in or issues interest-bearing financial instruments. The Fund does not hold investments which are sensitive to interest rates but is indirectly exposed to the interest rate risk of the investments held by the investment companies in which the Fund invests. However, the Fund's risk is limited to the net asset value of its investments in those other investment companies and this risk is therefore captured in the price risk below.

*14.1.3 Price risk*

The Company's equity, debt instruments and trading derivative financial instruments are susceptible to price risk arising from uncertainties about future prices of the instruments.

Price risk is mitigated by the Company's Manager by constructing a diversified portfolio of instruments traded on various markets. The Company may employ various techniques and enter into hedging transactions to attempt to mitigate a portion of the risks inherent to its investment strategies. The Company did not use derivative financial instruments for speculative purposes and had not designated any of its derivative financial instruments in a hedging relationship for accounting purposes.

As all of the Company's financial instruments are carried at fair value with fair value changes recognised in the statement of comprehensive income, all changes in market price will directly affect net investment income.

*Price risk sensitivity analysis*

Price risk is mitigated by the Manager by investing in a diversified portfolio of investments. At March 31, 2012, if the price of the investments increased by 5%, this would have increased the net assets attributable to holders of redeemable preference shares by \$864,573 (2011 - \$521,742; 2010 - \$147,806); an equal change in the opposite direction would have decreased the net assets attributable to holders of redeemable preference shares by an equal but opposite amount. Actual results will differ from this sensitivity analysis and the difference could be material.

**FMG IRAQ FUND LTD. (formerly FMG Special Opportunity Fund Ltd.)**

Notes to Financial Statements

March 31, 2012

**14. Financial risks management (continued)**

*14.2 Credit risk*

Credit risk is the risk that counterparty to a financial instrument will fail to discharge an obligation or commitment that it has entered into with the Company. The Company has policies that limit the amount of credit exposure to any single issuer. Accordingly, the investment manager monitors the Company's credit position on a regular basis. Financial assets, which potentially subject the Company to credit risk, consist principally of trade and other receivables, cash and cash equivalents and derivative assets classified at fair value through profit or loss.

Bank balances and receivables are all short term, and are not considered to represent a significant credit risk. Bank balances are held with Credit Suisse AG whose rating is A at the reporting date according to Fitch Ratings (2011: rating of Aa2 according to Moody's).

Transactions involving derivative financial instruments are effected with Credit Suisse AG, with whom the Fund signed master netting agreements. Master netting agreements provide for the net settlement of contracts with the same counterparty in the event of default and therefore reducing the credit risk to both parties.

*Guarantees provided to third parties*

Credit Suisse hold a general pledge on the financial assets of the Company for the amounts that may be due to Credit Suisse on the maturity of the forward contracts.

*14.3 Liquidity risk*

Liquidity risk is the risk that the Fund will not be able to meet its financial obligations as they fall due. The Fund invests directly, through managed accounts and indirectly through other investment companies. The Fund's investments in other investment companies are not traded in an organized public market. As a result, the Fund may not be able to quickly liquidate its investments in other investment companies, managed accounts and common equity at their stated fair value in order to meet its liquidity requirements, including redemption requests from its shareholders. The Fund's exposure to liquidity risk is managed by the Manager.

The Fund is exposed to cash redemptions of redeemable shares monthly. Class A and Class B shareholders may redeem with 45 business days' and 90 business days' notice, respectively. Redeemable shares are redeemed on demand at the holder's option. Notwithstanding, the Company has the option to limit the number of investor shares redeemed on any redemption day to 10 % of the total NAV of the Fund on that redemption day.

The following table shows the contractual, undisclosed cash flows of the Company's financial liabilities as at 31 March 2012, 31 March 2011 and 31 March 2010.

**March 2012**

	<u>Less than 1 month</u>	<u>1-3 months</u>	<u>3 months to 1 year</u>
<i><u>Financial Liabilities</u></i>			
Subscription received in advance	143,878	-	-
Accounts payable and accrued expenses	-	159,713	-
Net assets attributable to redeemable preference shares	-	17,736,341	-

**March 2011**

	<u>Less than 1 month</u>	<u>1-3 months</u>	<u>3 months to 1 year</u>
<i><u>Financial Liabilities</u></i>			
Financial liabilities at fair value through profit or loss	687	-	-
Subscription received in advance	531,946	-	-
Accounts payable and accrued expenses	-	192,670	-
Net assets attributable to redeemable preference shares	-	11,228,548	-

FMG IRAQ FUND LTD. (formerly FMG Special Opportunity Fund Ltd.)

Notes to Financial Statements

March 31, 2012

---

14. Financial risks management (continued)

*14.3 Liquidity risk (continued)*

March 2010

	<u>Less than 1 month</u>	<u>1-3 months</u>	<u>3 months to 1 year</u>
<u>Financial Liabilities</u>			
Financial liabilities at fair value through profit or loss	2,193	-	-
Subscription received in advance	37,509	-	-
Accounts payable and accrued expenses	-	78,952	-
Net assets attributable to redeemable preference shares	-	7,062,011	-

*14.4 Capital management*

The Company's capital is represented by redeemable shares with no par value and with no voting rights. They are entitled for payment of a proportionate share based on the Company's net asset value per share on the redemption date.

The Company has the option to limit the number of Investor Shares repurchased on any redemption day to 10 % of the total net asset value of the Company on that redemption day. The relevant movements are shown in the statement of changes in net assets attributable to holders of redeemable shares.

The Company endeavours to invest the subscriptions received in appropriate investments while maintaining sufficient liquidity to meet redemptions, such liquidity being augmented by short-term borrowings or disposal of listed securities where necessary.

As at the end of the reporting period, the level of redemption requests made by the redeemable preference shareholders were not significant and resulted as part of the normal course of business of the Fund.

**FMG IRAQ FUND LTD. (formerly FMG Special Opportunity Fund Ltd.)**

Notes to Financial Statements

March 31, 2012

**15. Disclosures for the first-time adoption of IFRS**

These financial statements represent the first annual financial statements of the Company prepared in accordance with IFRS, as issued by the IASB. The Company adopted IFRS in accordance with IFRS 1, First-time adoption of International Financial Reporting Standards. The first date at which IFRS was applied was April 1, 2010 ("Transition date"). In accordance with IFRS, the Company has:

- provided comparative financial information;
- applied the same accounting policies throughout all periods presented;
- retrospectively applied all effective IFRS standards as of March 31, 2012, as required, and
- applied an optional exemption (no mandatory exception) as applicable for the first time IFRS adopters.

**Initial election upon adoption**

Set forth below are the IFRS applicable exemption applied in the conversion from Bermudian and Canadian GAAP to IFRS. Designation of previously recognized financial instruments - IFRS 1 provides the option to an entity, to designate, as at transition date, any financial asset or financial liability that meets the criteria for such classification at that date. In accordance with its risk management strategy, the Company made such designation at the date of transition regarding some securities in accordance with its investment strategy.

Accordingly, the Company has prepared financial statements which comply with IFRS, as issued by the IASB, applicable for periods beginning on or after April 1, 2010 as described in the accounting policies. In preparing these financial statements, the Company's opening statement of financial position was prepared as at March 31, 2010, the Company's date of transition to IFRS. This note explains the principal adjustments made by the Company in restating its Canadian equity as at March 31, 2011 and its previously published Bermuda and Canadian GAAP shareholders' equity and net income and comprehensive income for the year ended March 31, 2010.

Under the Bermudian and Canadian GAAP the Company was able to recognise the redemption liability prior to the dealing day, however this is not in line with the newly adopted IFRS accounting policies. Consequently the prior year statement of financial position and the number of redeemable preference shares outstanding have been restated to reflect the IFRS requirements.

Reconciliation of shareholders' equity, March 31, 2011

All amounts in \$	Total	A USD	A09 USD	A10 USD	B USD	B10 USD
Shareholders' equity under Bermuda and Canadian GAAP	10,962,140	2,257,846	516,393	3,348,062	2,545,018	2,294,821
Adjustment to shareholders' equity	266,408	16,943	-	-	7,140	-
Shareholders' equity under IFRS	<u>11,228,548</u>	<u>2,274,789</u>	<u>516,393</u>	<u>3,348,062</u>	<u>2,552,158</u>	<u>2,294,821</u>

Reconciliation of shareholders' equity March 31, 2011 (continued)

All amounts in \$	A EUR	A09 EUR	A GBP	A09 GBP
Shareholders' equity under Bermudian and Canadian GAAP	-	-	-	-
Adjustment to shareholders' equity	86,375	106,408	8,378	41,164
Shareholders' equity under IFRS	<u>86,375</u>	<u>106,408</u>	<u>8,378</u>	<u>41,164</u>

FMG IRAQ FUND LTD. (formerly FMG Special Opportunity Fund Ltd.)

Notes to Financial Statements

March 31, 2012

15. Disclosures for the first-time adoption of IFRS (continued)

Reconciliation of shareholders' equity, March 31, 2010

All amounts in \$	Total	A USD	A09 USD	A10 USD	B USD	B09 USD
Shareholders' equity under Bermudian and Canadian GAAP	6,826,332	2,575,591	177,893	-	3,702,847	72,282
Adjustment to shareholders' equity	235,679	98,758	-	-	136,921	-
Shareholders' equity under IFRS	<u>7,062,011</u>	<u>2,674,349</u>	<u>177,893</u>	<u>-</u>	<u>3,839,768</u>	<u>72,282</u>

Reconciliation of shareholders' equity March 31, 2010 (continued)

All amounts in \$	A EUR	A09 EUR	A GBP	A09 GBP
Shareholders' equity under Bermudian and Canadian GAAP	158,842	61,318	2,002	75,557
Adjustment to shareholders' equity	-	-	-	-
Shareholders' equity under IFRS	<u>158,842</u>	<u>61,318</u>	<u>2,002</u>	<u>75,557</u>



## Independent auditor's report to the members of

### FMG Iraq Fund Ltd. (formerly FMG Special Opportunity Fund Ltd.)

---

We have audited the accompanying non-statutory financial statements of FMG Iraq Fund Ltd. (formerly FMG Special Opportunity Fund Ltd.) set out on pages 5 to 30, which comprise the statement of financial position as at 31 March 2012, and the statement of comprehensive income, statement of changes in equity and statement of cash flows for the year then ended, and a summary of significant accounting policies and other explanatory information.

#### *Directors' responsibility for the non-statutory financial statements*

As explained more fully in the statement of directors' responsibilities on page three, the directors of the company are responsible for the preparation of the non-statutory financial statements that give a true and fair view in accordance with International Financial Reporting Standards, and for such internal control as the directors determine is necessary to enable the preparation of these non-statutory financial statements that are free from material misstatement, whether due to fraud or error.

#### *Auditor's responsibility*

Our responsibility is to express an opinion on these non-statutory financial statements based on our audit. We conducted our audit in accordance with International Standards on Auditing. Those standards require that we comply with ethical requirements and plan and perform the audit to obtain reasonable assurance whether the non-statutory financial statements are free from material misstatement.

An audit involves performing procedures to obtain audit evidence about the amounts and disclosures in these non-statutory financial statements. The procedures selected depend on the auditor's judgement, including the assessment of the risks of material misstatement of the non-statutory financial statements, whether due to fraud or error. In making those risk assessments, the auditor considers internal control relevant to the preparation of the non-statutory financial statements that give a true and fair view in order to design audit procedures that are appropriate in the circumstances, but not for the purpose of expressing an opinion on the effectiveness of the internal control of the Company. An audit also includes evaluating the appropriateness of accounting policies used and the reasonableness of accounting estimates made by the directors, as well as evaluating the overall presentation of these non-statutory financial statements.

We believe that the audit evidence we have obtained is sufficient and appropriate to provide a basis for our audit opinion.

## Independent auditor's report (continued)

to the members of

### FMG Iraq Fund Ltd. (formerly FMG Special Opportunity Fund Ltd.)

---

In our opinion, the non-statutory financial statements give a true and fair view of the financial position of FMG Iraq Fund Ltd. (formerly FMG Special Opportunity Fund Ltd.) as at 31 March 2012, and of its financial performance and its cash flows for the year then ended in accordance with International Financial Reporting Standards.

#### *Emphasis of matter*

As discussed in note 4(a) to these non-statutory financial statements, the valuation as at 31 March 2012 of certain equity securities held in the managed account amounting to \$1,338,598 were unavailable for trading at 31 March 2012 as they were in their capital raising period as required by Iraq Stock Exchange (ISX) law which states that such stocks must be temporarily suspended. Subsequent to year end, these securities were re-traded on the ISX at fair values not significantly different to the carrying value at year end. Consequently, the Company has used the last available traded price prior to suspension to value these investments. As such, the directors are of the opinion that the carrying value of these securities included in these financial statements reflects fair value at the reporting date. Because of the inherent uncertainties in the above valuations as at 31 March 2012, reported figures might differ from the values that would have been obtained had market data been available as at 31 March 2012.

Our opinion is not qualified in respect of this matter.

#### *Other matter*

The non-statutory financial statements of FMG Iraq Fund Ltd. (formerly FMG Special Opportunity Fund Ltd.) for the year ended 31 March 2011 were audited by a predecessor auditor who expressed a qualified opinion dated 6 December 2011 due to insufficient appropriate audit evidence on the carrying value of one of the Company's investments at 31 March 2010. This investment was subsequently sold during the financial year ended 31 March 2011 at a value which was not materially different from its carrying value as at 31 March 2010.



Sarah Curmi as Director  
in the name and on behalf of  
**Deloitte Audit Limited**  
Registered auditor

17 January 2013